



Aiming to understand your horse's confirmation and meet your individual rider requirements and work with you and your saddle fitter in a way that allows us to craft a unique saddle to create comfort and harmony and ultimately enhance performance.

Contact Us



+44(0) 1188 123



contact@bliss-of-london.com



www.bliss-of-london.com



Haywards Ind Park, Brickyard Rd,
West Midlands, Walsall WS9 8SR



www.bliss-of-london.com

About us

The Loxley by Bliss range of performance saddles is brought to you by a team of highly respected industry professionals who combine their knowledge and years of experience to offer a range of traditional wool flocked, custom made saddles which have been designed around the complexity of professional saddle fitting. Our saddles are available to you through our appointed affiliates around the world, who themselves are experts in saddle fitting and share your passion for horses and equestrian competition.



Different breeds all have particular requirements and fitting characteristics, our continuous development in work with horses around the world, gives us the knowledge and expertise to design patterns for these specialist markets.



One saddle fits all...

If only this was the case! A saddle has the complexity of having to remain balanced and symmetrical between two independent moving objects. It has to fit a horse in motion with the effect of the riders weight and balance. Being able to understand these requirements is the key to quality construction.



We use lariat trees which form the chassis of the saddle so it is fundamental that the right choice is made, be it an off the track thoroughbred or a broad backed draft, there is a design to optimise the perfect fit for each horse. Combined with an extensive range of English cut panel and gusset options.

Loxley Dressage

Loxley Dressage

Our foundation Dressage saddle, provides a large knee block and deep seat for good support to enable the rider to maintain a center of balance, with great comfort. Custom and velcro block options available if preferred.



We provide an option for knee blocks, NS1, NS2 or NS3 (see page 18-19).



Loxley Dressage Monoflap

The close contact dressage saddle is designed with a fashionable monoflap. The concept of the monoflap is to offer a refined connection for the rider to feel the close contact between horse and leg, with the added benefit of a lighter weight saddle. Deep seated with moulded front block for direct support. Made in the tactile Calf Nappa for suppleness and grip.

Forward flap option available. 5



The choice of velcro knee blocks.

Loxley Dressage LX

Based on our foundation Loxley Dressage, the upgraded LX model features an additional blocked pad to provide a little more support and therefore enhancing the leg position. Available with the option of contrasting stitching around the skirt and flap.



Loxley Jump



Longer Flap option



Loxley Jump LX

Based on the Loxley Jump, upgraded LX model features an additional blocked pad to provide a little more support and therefore enhancing the leg position, also with the option of contrasting stitching around the skirt and flap.




Design your own cantle

Visit our website

Loxley Jump

The Loxley Jump is our foundation jump model. This close contact saddle is built for riders at all levels. The choice of small front and back blocks, Velcro or perhaps no blocks make this an ideal choice for stadium show jumping. As with the entire jump collection further custom options of: flat seat, forward flap, short flap combinations are also available.



Loxley Jump mono

The monoflap jump saddle is designed with a fashionable monoflap. The concept of the monoflap is to offer a refined connection for the rider to feel the close contact between horse and leg, with the added benefit of a lighter weight saddle. A shallow seat with moulded front blocks for direct support. 3-point flexible billet system creating greater stability. Made in the tactile Calf Nappa for suppleness and grip.



Loxley Hunter Jump

The Loxley Hunter Jump is designed with the Hunter Jump rider in mind. This close contact saddle is built for riders at all levels with an open flat seat with a square cantle. The choice of small front and back blocks, Velcro or perhaps no blocks make this an ideal choice for the Hunters and stadium show jumping.

Velcro roll option



*Loxley
Hunter Jump*



back blocks




Front blocks (custom available)

Adjustable or Wooden Spring tree



All models are available in the Eventer seat and forward flap option.

Loxley Eventer Mono



With 1" further forward flap

The Loxley Eventer Monoflap provides a flat open seat and a close contact feel. Flaps can be built more forwards at different angles depending upon leg position (not always length related) and several block size options. Jazz it up a little perhaps with your own cross country colours too!

Loxley Eventer LX

The upgraded LX model feature an additional blocked pad to provide a little more support and therefore enhancing the leg position. Available with the option of contrasting stitching around the skirt and flap.



Loxley Eventer



Loxley Eventer

A close contact eventing saddle, built for riders of all levels. The extended "Eventer" seat is designed specifically for a cross country balance point. The standard forward flap allows for a shorter stirrup length

Loxley Foxhunter

Long straps



A choice of long or short straps..



Loxley Foxhunter Mono

Large front and back blocks for additional security. The block pad adds extra definition around the front block and offers greater security. A fabulous choice for Foxhunting, novice jumpers or as a dual purpose saddle

Squared Cattle option



Loxley Foxhunter

A medium depth seated Foxhunter saddle with a forward flap. The wider seat offers more support and comfort than other flat seated jump saddles.



PC Dr. William Kenner ©

Loxley Foxhunter LX

The Loxley Foxhunter Lx is an upgraded model which features an additional blocked pad to provide 'extra support' to enhance the riders leg position.



Loxley All Purpose

Loxley VSD



Loxley All Purpose

A universal saddle with a medium depth seat. Suitable to be used for pleasure riding or a mix of disciplines.

Loxley All Purpose Mono



Semi Deep seat

Covered monoflap saddle in Calf Nappa



Loxley All Purpose LX



External knee roll



Can be adapted with additional "D" fittings both front and back for trail riding. Front block as standard for leg support or Velcro options available.

Hide seat and Pads, or upgrade to French Calf or Nubuck

Loxley Endurance

Loxley Endurance Monoflap

Additional D rings as standard

Semi Deep seat

Velcro blocks are available on request

Loxley Endurance

Like all Loxley saddles, they can be built on either an Adjustable or Wooden Spring tree.

A uniquely designed Endurance saddle with a medium depth seat. Minimized flap design for comfort. Optional Performance seat for extra softness and consider opting for our XRD panels for a softer and yet more supportive panel for the long hours.

Can also be built as a Monoflap option for a closer contact.

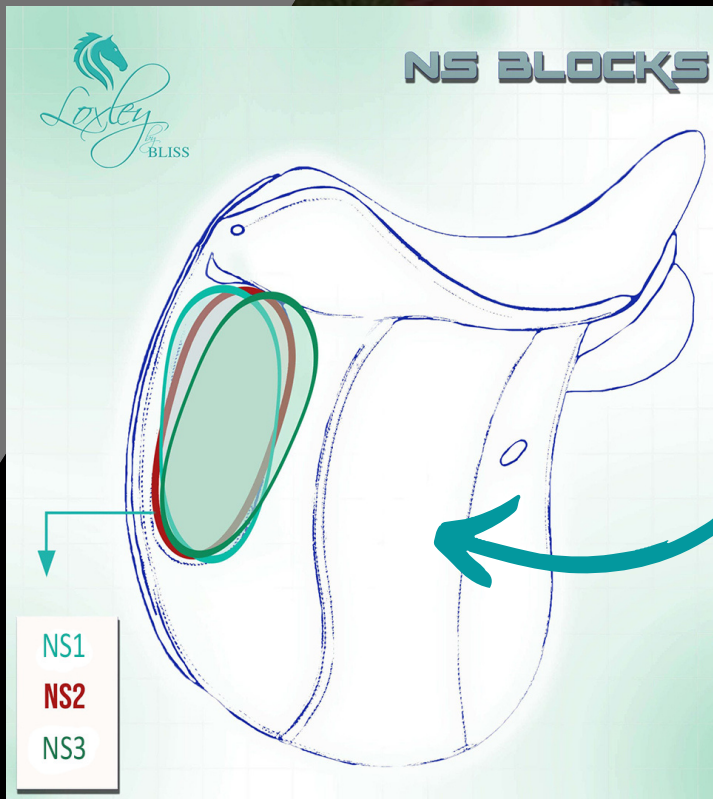
The Choices

For you...

From seat sizes 15" to 19". All saddles have long/short/forward flap options for tall and petite riders alike. We offer custom adjustments to meet your own individual requirements and leg placement. Height is considered for the length of the flap but it is your hip and knee angle and stirrup length that ultimately affects the positioning of the roll and forwardness of the flap to provide the most appropriate support.



Being tall doesn't necessarily mean you need a bigger seat, you need a more forward flap to accommodate your leg length. This is why we offer the choice of a 1" or 2" more forward flap at 8 or 9 o'clock (see image above).




We provide an option for knee blocks, NS1, NS2 or NS3

Why Us?

If you are considering purchasing a new saddle now or for the future, please feel free to contact us and use our expertise to help guide you to what is an important but exciting decision.

Finding the perfect saddle should not be a difficult process, we can put you in touch with your nearest saddle fitter to arrange an appointment. We have an excellent reputation for trials service, delivery and our customer service is driven by experience of in-house saddle fitters and riders that understand your passion.



The Choices

For your horse...

Alongside our vast range of wooden tree profiles we are also able to offer the a fully adjustable polymer tree on all Loxley models. This allows for greater flexibility being able to change the same saddle from a Narrow Medium through to an Extra Extra Wide fit yourself. Great for horses that are changing shape or even riders that are changing horses!

Various widths are available on an adjustable tree with a gullet bar system, widths range from NM through to XXW. Or alternatively to template. All saddles have multiple tree and panel options to allows for the correct fitting of different breed profiles, which your fitter will be able to advise. Each panel is flocked by hand using only 100% pure new wool for ease of adjustment whenever necessary and the comfort of your horse.

Our gullet bars...



Classic Tree

Warmblood Tree

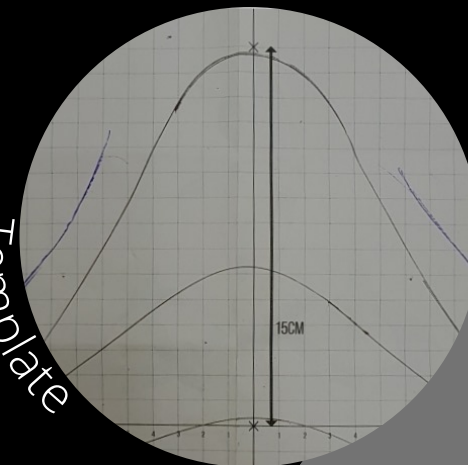
Hoop Tree



Tree Profiles

The benefits of wool over latex foam panels are incomparable. Wool is proven to mould to the horses profile at the same time allowing for muscle regeneration and development which can then be adjusted when required. It is a natural material against your horse and has its own wicking and heat absorption properties as well as acting as an inbuilt shock absorber.

Template



Leather and colours

We take pride in our leather selections, the unique suppleness of the Loxley saddles are available in Black, Cocoa, Claret and Cognac.



Our cantles options can be designed to your own style, this means to suit the eye too! There are over 50 different cantele leathers and prints to choose from, whether this may be a crocodile print or swarovski crystal. Feel free to discuss any additional cantele requirements, we always thrive to do our best.

You will be able to create your own cantele on the brand new 'cantele configurator' on our website www.bliss-of-london.com



Crystals for cantele designs...



We are able to present over 19 different welting/piping and stitch colour options.